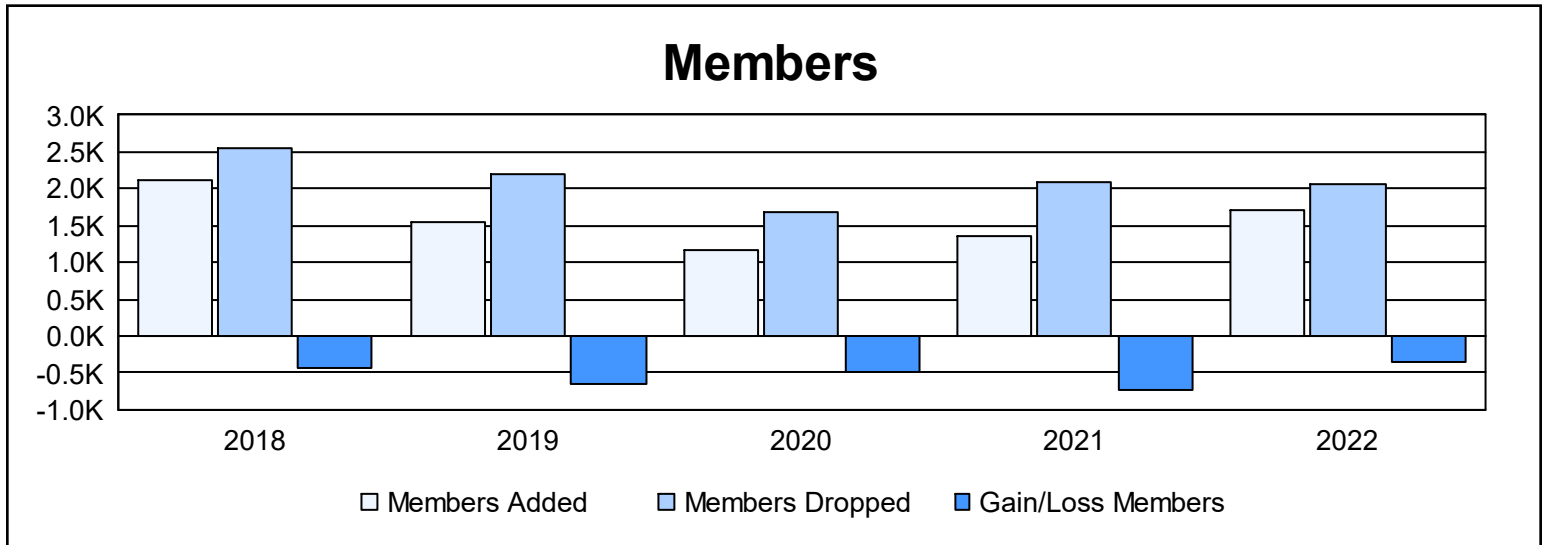
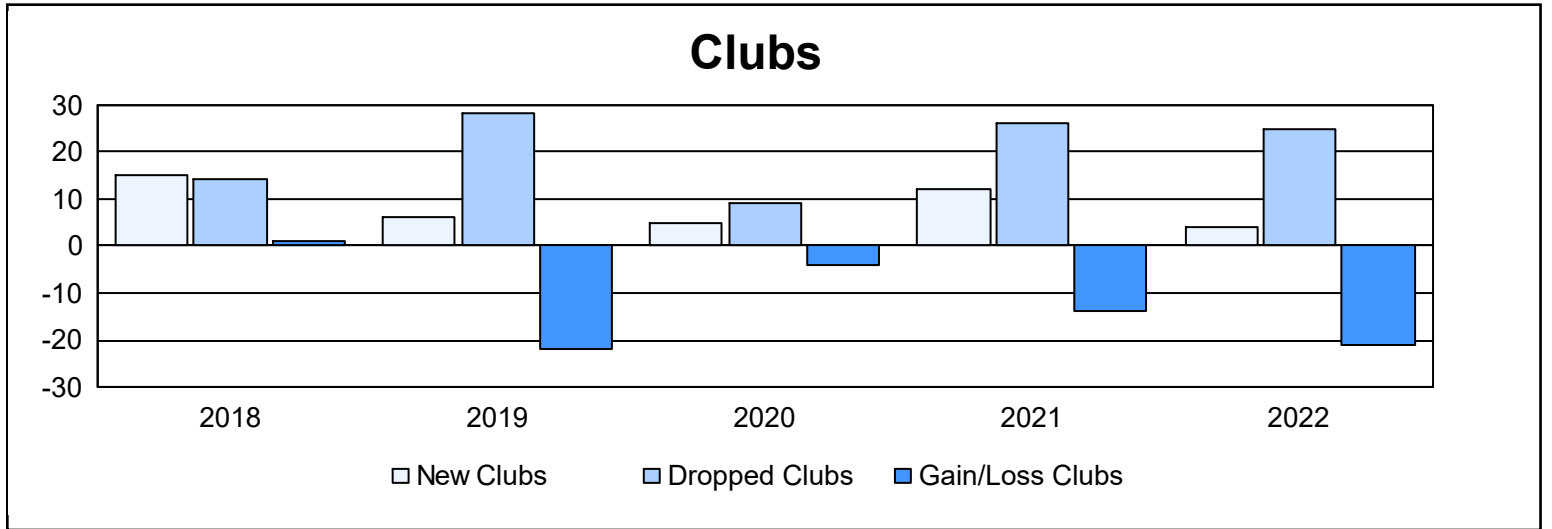
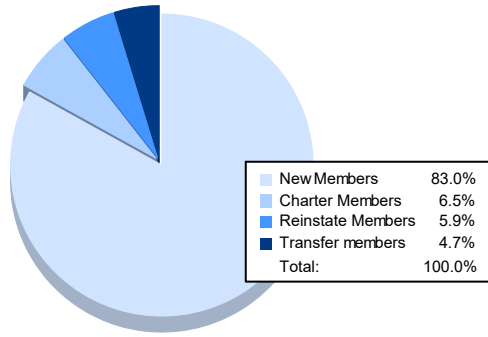


Year	New Clubs	Dropped Clubs	Gain/ Loss Clubs	New Members	Charter Members	Reinstate Members	Transfer Members	Total Member Added	Total Members Dropped	Gain/ Loss Members
2017-2018	15	14	1	1,536	404	71	110	2,121	2,553	-432
2018-2019	6	28	-22	1,220	151	71	95	1,537	2,201	-664
2019-2020	5	9	-4	937	128	50	65	1,180	1,673	-493
2020-2021	12	26	-14	878	350	65	51	1,344	2,078	-734
2021-2022	4	25	-21	1,417	111	100	80	1,708	2,065	-357
<b>Average</b>	<b>8</b>	<b>20</b>	<b>-12</b>	<b>1,198</b>	<b>229</b>	<b>71</b>	<b>80</b>	<b>1,578</b>	<b>2,114</b>	<b>-536</b>



### Membership Composition June 2022 Cumulative



### Gender Composition June 2022 Cumulative

